

Department of Statistics & Economic Planning



Ministry of Finance, Nevis Island Administration
 Corner of Government Road and Main Street, Charlestown, Nevis
 Telephone: 1 (869) 5521 Ext 2168 Email: statsnevis@niagov.com



Tourism Stats

April 2014



INBOUND TOURISM

As the first in a series of publications, the aim is to provide a comprehensive and current overview of travelers (tourists) inward bound via our air and sea ports. The data presented is in the form of a monthly time frame and figures for the past two years as comparison are also included where possible.

The year started off on a high with a total of 5,671 visitors gracing our shores via the air and sea ports during the months of January and February 2014.

The tables below show a trend in inbound tourism for those months, where 1,515 or 26.71% visitors were air arrivals, while yacht and cruise ship passengers accounted for the remaining 4,154 or 73.29%.

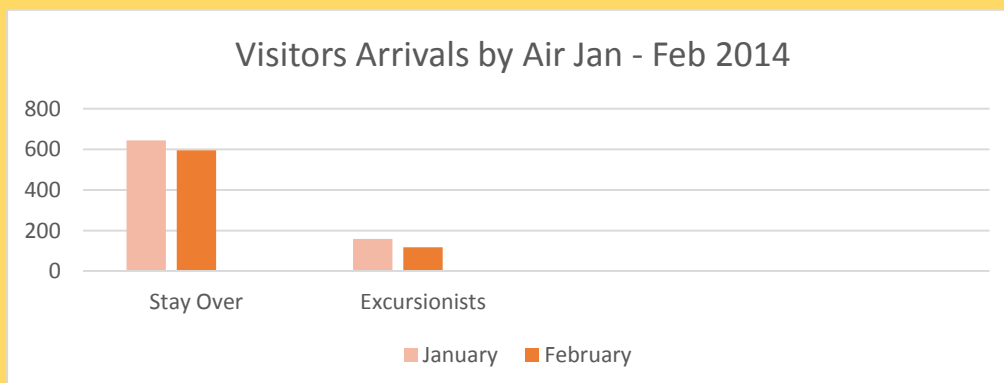
The total visitor arrivals for February, 2014 shows a

slight drop of 89 or 12.48% when compared to the previous month. The total was recorded as 802 visitors arrived during the month of January and 713 visitors arrived during the month of February.

When combined, 81.78% of the total accounted for Stay-over Arrivals while visitors from the USA and the Caribbean markets accounted for 63.44% and 14.69%.

Table 1 – Arrivals by Air

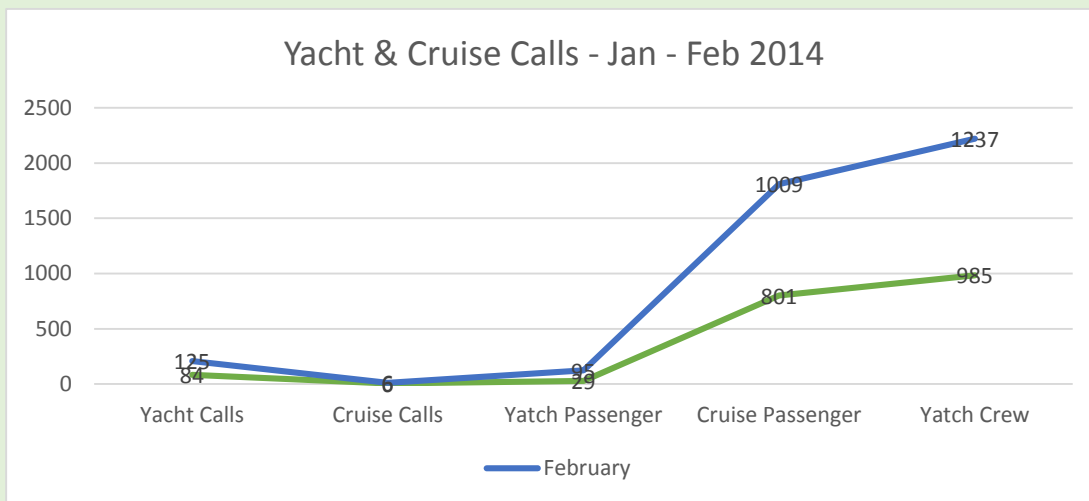
		January	February	Total
Year 2014	Stay over Arrivals	644	595	1239
	Excursionists (Same Day Visitors)	158	118	276
	All Visitor Arrivals	802	713	1515



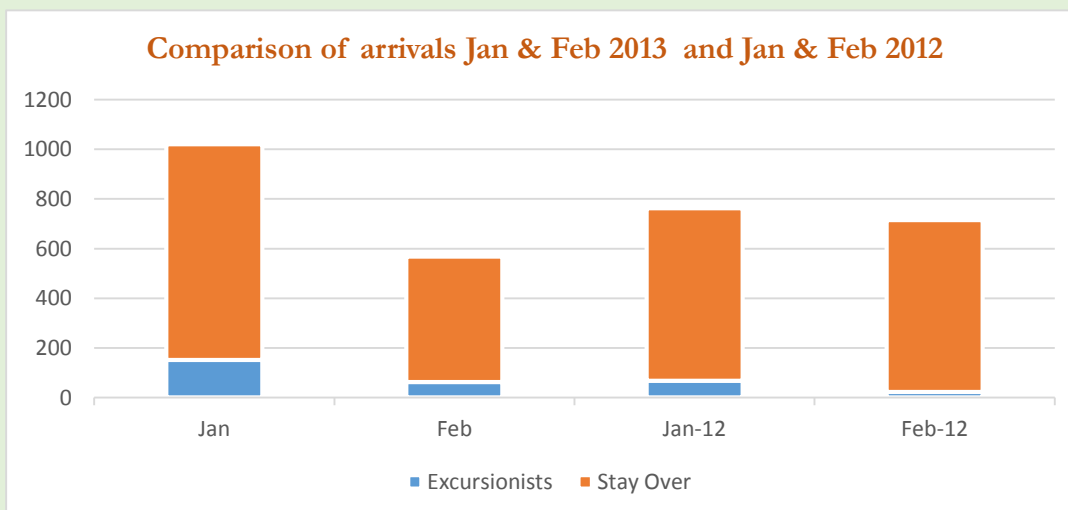
Cruise calls remained constant for the months of January and February at 6 with an increased in cruise passengers at the end of February by 208. There was an additional 41 Yacht calls for February, bringing a total of 1,332 passengers to our shores. An increase of 23.87%.

Table 2 – Arrivals by Sea

Period	Yacht Calls	Yacht Passengers	Yacht Crew	Yacht Passenger Total	Cruise Calls	Cruise Passenger
January 2014	84	29	985	1014	6	801
February 2014	125	95	1237	1332	6	1009



Comparison will show the period January - February 2013 and January - February 2014, there was a decrease of 73 visitors arrival by air. On the other hand, when comparing the same periods between 2012 and 2014, data will show that there was an increase of 37 or 2.44%.



Yacht and Cruise passengers arrivals for January and February 2013 stood at 1312 and 228 respectively; while the same period for 2012 recorded 193 and 919 respectively.



TOP HOTELS STAY OVER

As we strived to keep the general public informed, we present for the first time, movements of inbound visitors to the top hotels on the island of Nevis. Data recorded shows that between January and February 2014, there was a slight decrease in hotel stay over. Of the total recorded for the months of January and February at 794, Four Seasons Resort occupied 64.74% of the stay over arrivals.

