

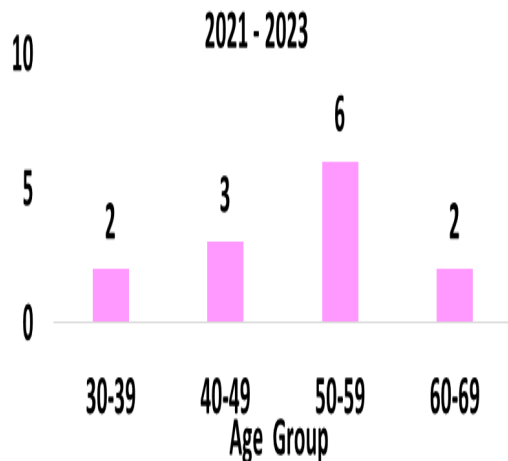
The table below gives a comparative look at the new cases of Breast Cancer 2021-2023.

NEW CASES OF BREAST CANCER 2021-2023		
2021	2022	2023
4	3	7

The table and figure below highlight the Age Range of Breast Cancer Cases 2021-2023

NEW CASES OF BREAST CANCER 2021-2023			
30-39	40-49	50-59	60-69
2	3	6	2

Bar Graph Showing Breast Cancer By Age Group



Health Days Observed October - December

OCTOBER

Breast Cancer Awareness Month

1 - International Day of Older Persons

7 - Inter-American Water Day

10 - World Mental Health Day

10 - World Sight Day

12 - World Hospice and Palliative Care Day

13 - International Day for Disaster Risk Reduction

14-20 - Adolescent Pregnancy

Prevention Week in the Caribbean

15 - World Handwashing Day

24 - World Polio Day

20-26 - International Lead Poisoning Prevention Week

29 - World Stroke Day

29 - International Day of Care and Support

31 - World Cities Day

NOVEMBER

3 - One Health Day

6 - Malaria Day in the Americas

14 - Diabetes Day

17 - World Day of Prematurity

17 - Cervical Cancer Elimination Day of Action

17 - World Day of Remembrance for Road Traffic Victims

18-24 - World AMR Awareness Week

19 - World Toilet Day

25 - International Day for the Elimination of Violence

against Women

25-10 Dec - 16 Days of Action for the Elimination of Violence

against Women

DECEMBER

1 - World AIDS Day

2 - 122nd Anniversary of PAHO

3 - International Day of Persons with Disabilities

10 - Human Rights Day

12 - Universal Health Day

DATA FOR ACTION

SELECTED HEALTH DATA

for the period

October - December, 2024

- This leaflet presents data routinely collected by staff within the Ministry of Health (MoH).
- The objective is to share quarterly health data with the general public.
- The data presented aims to highlight trends and potential problems.
- It is envisaged that positive trends will be re-enforced; negative trends will be addressed and opportunities to initiate pre-emptive and/or corrective actions will be embraced.
- The data generated were made possible by the entire health team and is intended to inform decision making policies using evidence based practices.

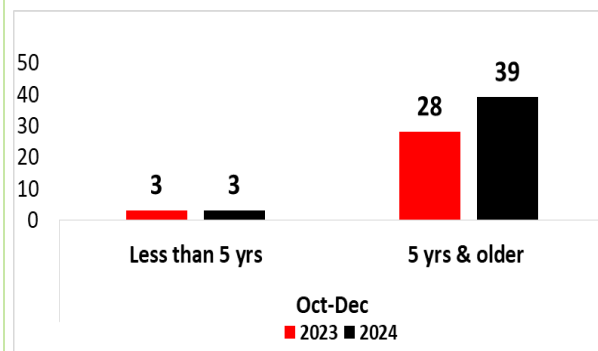
*The Right Knowledge
To the Right People
At the Right Time*

Communicable Disease Surveillance.

Outbreaks of Gastroenteritis (GE), Ciguatera Poisoning (Fish Poison), Bacterial Conjunctivitis were identified in the fourth quarter of 2024.

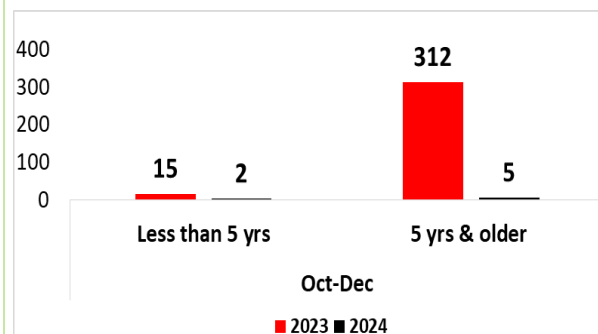
A total of 42 persons were treated (mainly at Out- Patient Department) for GE and discharged.

Graph Showing GE by Age Group 2023-2024



A total of 7 persons were treated (mainly at Out-Patient Department) for Dengue Fever and discharged.

Graph Showing Dengue Fever by Age Group



Suspected - 2 , Negative - 5 , Positive - 0

Communicable Disease Surveillance Cont'd.

For the period under review the following disease conditions were also reported:

Diseases	Reported Cases
Acute Haemorrhagic Conjunctivitis	Suspected - 5
Acute Respiratory Infection	Suspected - 8
Bacterial Conjunctivitis	Suspected - 14
Ciguatera Poisoning (Fish Poison)	Suspected - 11
COVID-19	Negative - 2
Hand Foot and Mouth Disease	Suspected - 6

The response to outbreaks is similar to previous years. Members of the Public Health team take action to inform the public of potential or actual outbreaks and provide information on strategies for the prevention and control of the diseases.



It's What You Can't See (Infectious Diseases)

Our feature this quarter is **Hand Foot & Mouth Disease**

Hand Foot & Mouth Disease is a common viral illness affecting young children.

Symptoms Include: Fever, mouth sores, and rash on hands, feet, and sometimes the buttocks.

Prevention Tips:



Wash Hands Often: Use soap and water for at least 20 seconds.



Disinfect Surfaces: Use chlorine-based disinfectants as they are more effective at killing the HFMD virus.



Clean Regularly: Regularly disinfect toys and high-touch areas such as doorknobs, switches and countertops.



Avoid Close Contact: Stay home when sick to prevent spreading the virus.



Practice Good Hygiene: Teach children not to put hands or objects in their mouths.

COVID-19 Update

The table below shows the overall number of COVID-19 cases, recoveries and deaths for 2020-2024.

Total Recoveries	1140
Total Deaths	7
Total Cases	1147

Non - Communicable Disease Surveillance. (NCD's)

For the period under review the table shows the number of visits at all Health Centres for NCD's.

No. of Patients	496
First visit to HC in year	264
Return visit to HC in year	232
Male	186
Female	310

Source: Nevis Health Promotion Unit using data reported by the Hospital, Community Health Centres and Private Physicians.

*Some cases are undergoing verification so numbers may change.